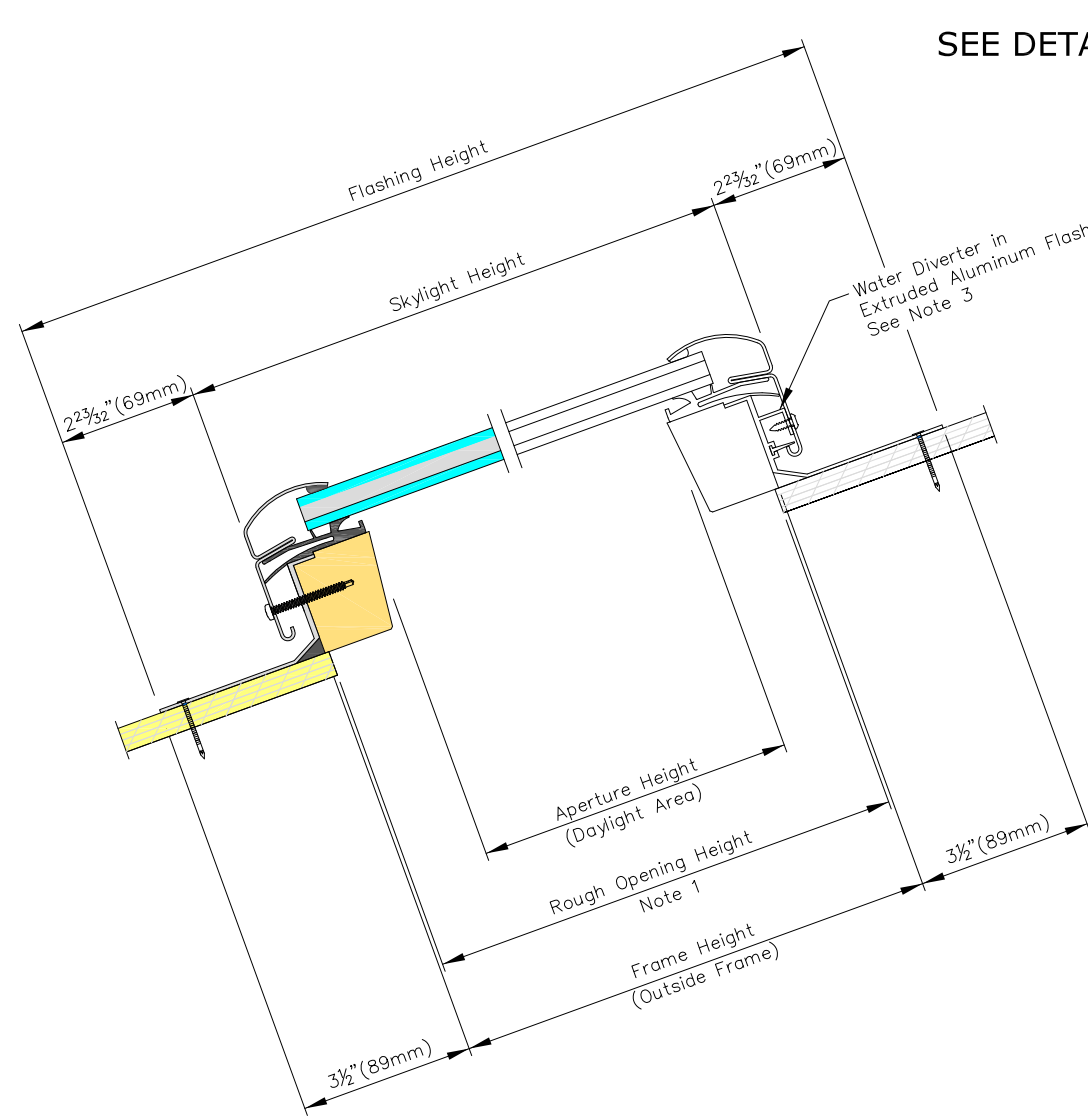


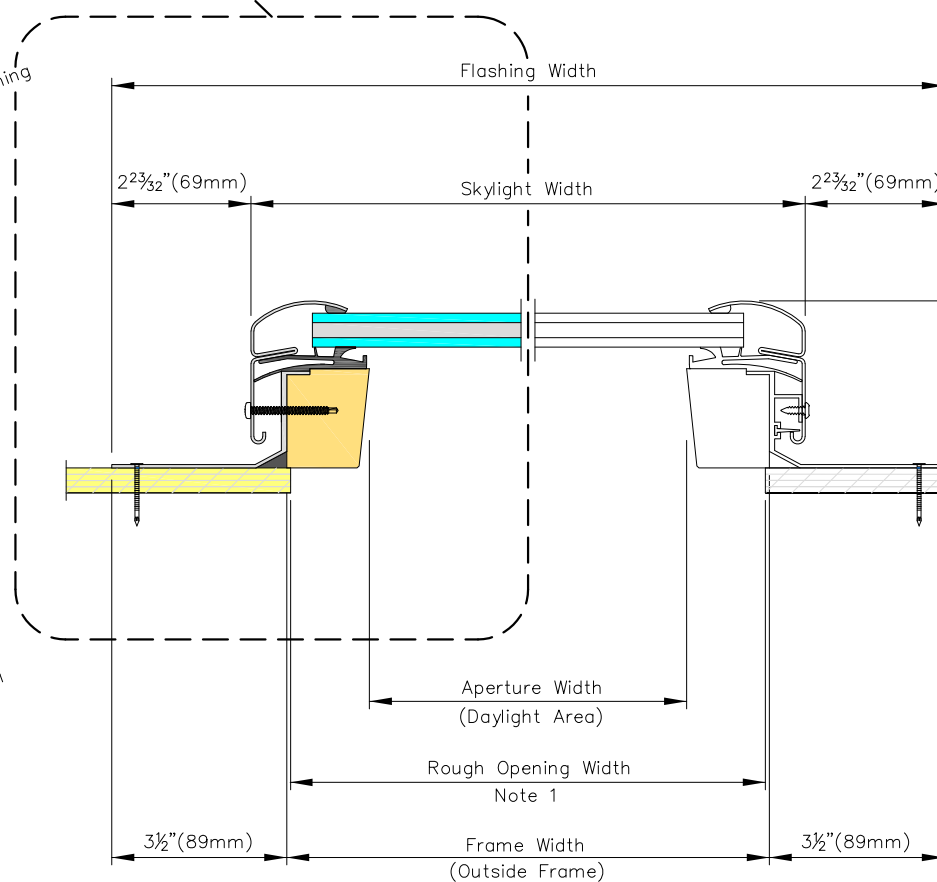


3:12 - 20:12

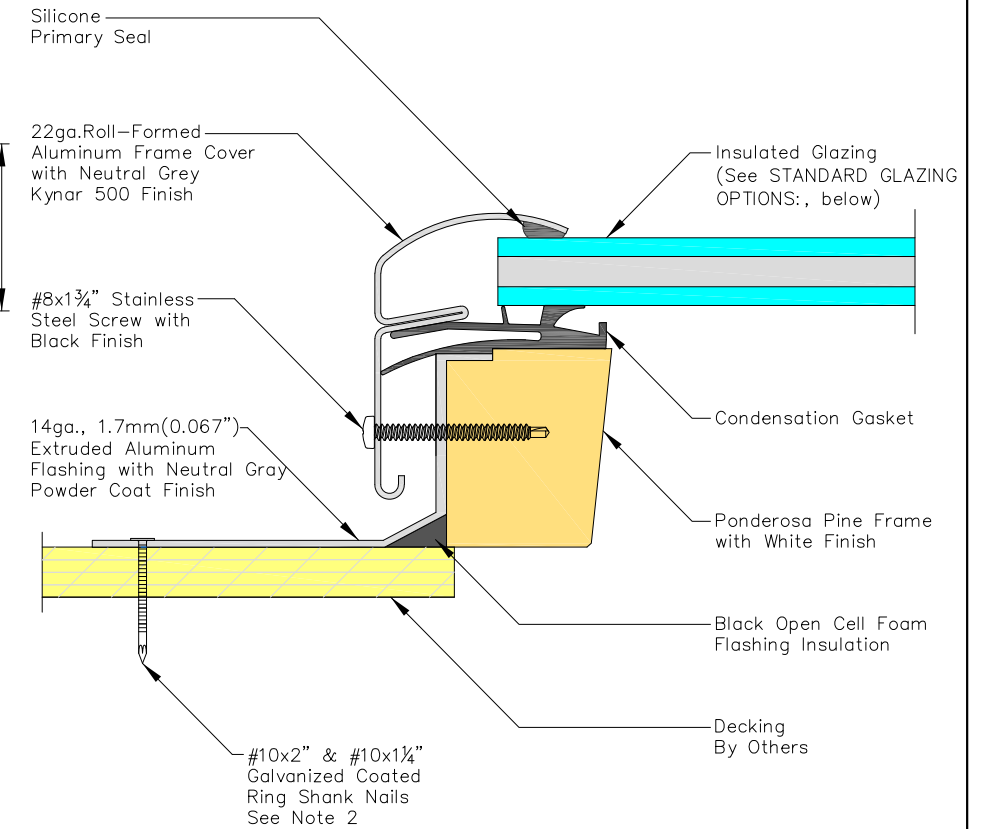
SEE DETAIL 1



**VERTICAL CROSS SECTION**



**HORIZONTAL CROSS SECTION**



**DETAIL 1**


**PRODUCT DIMENSIONS**

METRIC UNITS (MILLIMETERS)												IMPERIAL UNITS (INCHES)											
Size	Rough Opening Width	Frame Width	Flashing Width	Aperture Width	Skylight Width	Rough Opening Height	Frame Height	Flashing Height	Aperture Height	Skylight Height	Daylight Area (Square Meters)	Size	Rough Opening Width	Frame Width	Flashing Width	Aperture Width	Skylight Width	Rough Opening Height	Frame Height	Flashing Height	Aperture Height	Skylight Height	Daylight Area (Square Feet)
2222	572	575	753	494	615	572	575	753	494	615	.244	2222	22 1/2	22 5/8	29 5/8	19 1/2	24 3/16	22 1/2	22 5/8	29 5/8	19 1/2	24 3/16	2.63
2230	572	575	753	494	615	775	778	956	697	818	.345	2230	22 1/2	22 5/8	29 5/8	19 1/2	24 3/16	30 1/2	30 5/8	37 5/8	27 1/2	32 3/16	3.71
2246	572	575	753	494	615	1181	1184	1362	1104	1225	.546	2246	22 1/2	22 5/8	29 5/8	19 1/2	24 3/16	46 1/2	46 5/8	53 5/8	43 1/2	48 3/16	5.87
3030	775	778	956	697	818	775	778	956	697	818	.486	3030	30 1/2	30 5/8	37 5/8	27 1/2	32 3/16	30 1/2	30 5/8	37 5/8	27 1/2	32 3/16	5.24
3046	775	778	956	697	818	1181	1184	1362	1104	1225	.770	3046	30 1/2	30 5/8	37 5/8	27 1/2	32 3/16	46 1/2	46 5/8	53 5/8	43 1/2	48 3/16	8.29
4646	1181	1184	1362	1104	1225	1181	1184	1362	1104	1225	1.219	4646	46 1/2	46 5/8	53 5/8	43 1/2	48 3/16	46 1/2	46 5/8	53 5/8	43 1/2	48 3/16	13.12

- STANDARD GLAZING OPTIONS:**
- Laminated LowE3 (04)
  - Tempered LowE3 (05)
  - Impact (06)
  - White Laminated (10)
- \*Tempered Exterior Pane used with all options

**NOTES:**

1. The ROUGH OPENING dimension is based on perpendicular interior finish material on all four sides and this dimension will vary depending on the roof construction, the thickness and the design of the interior finish material.
2. 2" nails fasten flashing to rafters through hole at each top and bottom corner. 1 1/4" nails to fasten flashing to roof deck through pre-punched holes along flashing flange.
3. Water diverter provided along top and right side, as viewed from exterior. Skylight can be rotated so that right side is at top for applications where skylight needs to be rotated 90 degrees.



Sky-Global Product Management

VELUX  
1418 Evans Pond Road  
Greenwood, SC 29649  
1-800-88-VELUX  
www.VELUXUSA.com

QPF - Self Flashed Skylight

This drawing is an instrument of service and is provided for informational use only.

© 2020 VELUX GROUP

® VELUX is a registered trademark