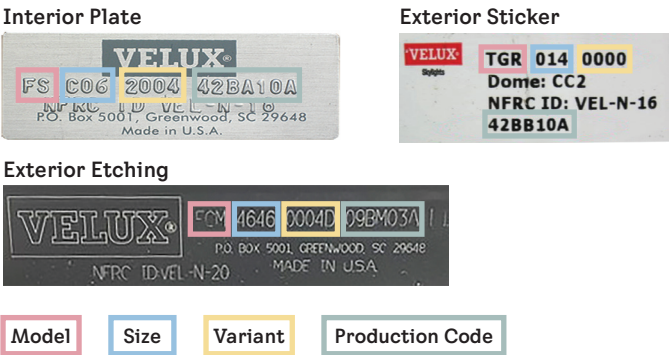


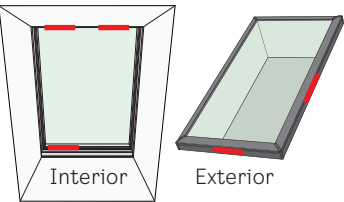
VELUX Product ID Locations

Every VELUX skylight and roof window features product information marked on the unit. This marking contains the product serial number, which tells the skylight model, glass type and date of manufacture. When ordering accessories for existing products or requesting product servicing, you should locate this number prior to contacting us. Doing so will help us provide you with the best service possible.

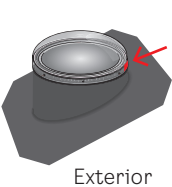


Current Product Line

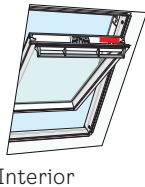
Skylights



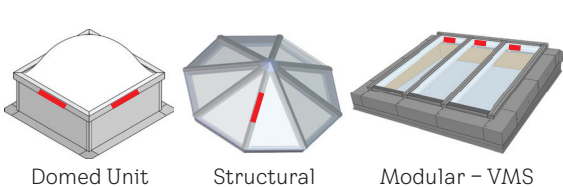
SUN TUNNEL® Skylights



Roof Windows



Commercial Skylights

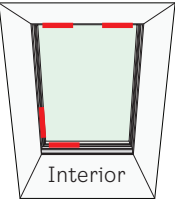


VISIBLE FROM	ID LOCATION	MODEL
Fixed Skylights		
Interior	Interior frame, one of two corners	FS
Exterior	Exterior frame, one of four sides	FCM, GSM, CXP, CFU
Venting Skylights		
Interior	Interior frame, one of two corners	VS, VSS, VSE
Exterior	Exterior frame, one of four sides	VCM, VCS, VCE
SUN TUNNEL® Skylights		
Interior	Sticker on interior screw-in diffuser	TLR
Exterior	Sticker on black ring, can be seen through dome	TGR, TMF, TMR, TMF, TCR, TCC
Roof Windows		
Interior	Left side of sash when open	GPL, GGL, GDL
Interior	Right side of sash when open	GXL
Shades		
Interior	Label on underside of shade; Pre-2025 also needs skylight ID, visible when shade is retracted	
Commercial Skylights		
Exterior	Sticker or tag on one of the four frame sides	Domed Unit Skylights
Exterior	Remove cap closure, sales order number is etched on inside	Structural / Architectural
Interior	Upper right side of sash	Modular (VMS)

VELUX Product ID Locations

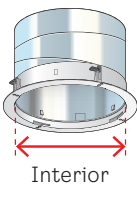
Pre 2010 Products

Skylights



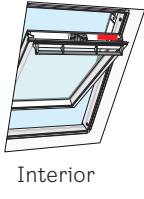
Interior

SUN TUNNEL® Skylights



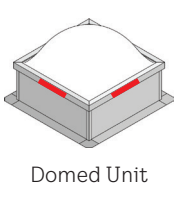
Interior

Roof Windows



Interior

Commercial Skylights



Domed Unit



VISIBLE FROM	ID LOCATION	MODEL
--------------	-------------	-------

Fixed Skylights

Interior	Bottom left	FS
Interior	Underside of vent flap on right side	FSF

Venting Skylights

Interior	Interior frame, one of two corners ID plate may be visible only when skylight is open	VS, VSE, VSS, VSC
----------	--	-------------------

SUN TUNNEL® Skylights

Interior	No ID for sizing, measure the diameter of the reflective tube	
----------	---	--

Roof Windows

Interior	Top right side of sash when open	GDL, GPL, GHL, GPU, GGL, GGU (V21)
----------	----------------------------------	------------------------------------

Shades

Interior	Label on underside of shade; also needs skylight ID, visible when shade is retracted	
----------	--	--

Commercial Skylights

Exterior	Sticker or tag on one of the four frame sides	Domed Unit Skylights
----------	---	----------------------